

**Today I am going to the Peggy Notebaert Nature Museum!  
Lots of people visit the Nature Museum to learn more about  
plants, animals, and science.**



CHICAGO  
ACADEMY OF  
SCIENCES

PEGGY NOTEBAERT  
NATURE  
MUSEUM

**The Nature Museum is a big place. To make sure I stay safe and have a good time, I will:**

- Walk in the Museum to keep myself and others safe
- Talk with an indoor voice.
- Take turns with other children in the Museum.







After I go in the front door, I will be in a very big room with lots of windows.

This room is called the lobby, and sometimes it can be loud. This is okay.

The lobby is where my adult pays for our tickets.

**The Nature Museum has many different places for me to explore and play. These places are called exhibits. My adult and I can use a map to help us find each place in the Museum.**





**This exhibit is called *River Works*.**



**In *River Works* I can learn more about the Chicago River and the animals that live there.**

***River Works* has three big water tables for me to play in. When I am in *River Works* I can make small splashes with my hands, but I will be careful to not get other people wet while I am playing.**



**Sometimes there can be a lot of people in *River Works*. If there are too many people, it's okay to see the other exhibits and come back to play later.**



**This exhibit is called *Nature's Lunchbox*.**



**In *Nature's Lunchbox* I can learn more about the food I eat. There are buttons on the wall that I can push. The buttons can make **VERY LOUD** sounds. It is okay to cover my ears if I do not like the sounds.**



**This exhibit is called *Mysteries of the Marsh*.**



**In *Mysteries of the Marsh* I will see turtles, snakes, frogs, and spiders. All of these animals have safe homes behind glass. I will not hit the glass with my hands. This could make the animals feel unsafe.**



**Sometimes, there are Critter Connections in the *Mysteries of the Marsh*. During a Critter Connection, someone who works at the Museum will show me an animal. They might let me touch the animal gently, too! If I do not want to touch the animal, I do not have to. I can say “No, thank you” or move away.**



**Sometimes I will see real animals that are no longer alive.  
These animals are called specimens.**



**Sometimes specimens can look  
a little scary, but it's okay  
because they cannot move or  
hurt me. This is a picture of a  
deer specimen in the Museum.  
This deer cannot move. It will  
always look the same because  
it is no longer alive.**





**Specimens can teach me more about animals. When I look at them, I can learn more about their shape, color, and size. I can look at them with my eyes and point if I want someone else to see what I see. I will not touch the specimens with my hands so that I can keep them safe.**

**This exhibit is called the *Judy Istock Butterfly Haven*.**



**In the *Butterfly Haven* I can learn more about butterflies and birds.**



**The *Butterfly Haven* is a very different place from the rest of the museum.  
When I open the doors I will feel a big, warm, gust of air.**



**Once I am inside of the *Butterfly Haven*, I will see many different kinds of butterflies. Some are blue, some are brown, and some have all different kinds of colors!**


**Inside the *Butterfly Haven*, the butterflies can fly anywhere they want. This is okay. Butterflies cannot hurt me. Sometimes a butterfly will land on a person. This is okay, too. If a butterfly lands on me I can ask my adult to help me gently shake it off.**



**I will not touch any of the butterflies with my hands. This could hurt a butterfly. I can use my eyes to watch them move, fly and eat. I might also see some fish or a turtle in the pond and birds flying in the treetops or walking along the ground.**



**When we are all done visiting the *Butterfly Haven* my adult and I will look in a mirror at the exit to make sure there are no butterflies on our clothes. I cannot take any butterflies with me when I exit.**




**This exhibit is called Nature's PlaySpace. Nature's PlaySpace is designed for kids ages 7 and under. If I am too big to play in this area, it is OK. I can find other places in the Museum to explore.**





**Nature's PlaySpace has many different habitats for me to explore. There is an area with water tables where I can play and explore. I might get wet while playing in the water. That is OK.**



**This space might be crowded, so I can try to remember to wait my turn and keep my hands to myself.**



**When I am all done with my visit, my adult and I will go back to the lobby where there is a gift shop. Things in the gift shop are not free. If I want something to take home, my adult will have to help me buy it at the register.**



**The Nature Museum is a place I can visit again and again. The Nature Museum will have new activities and exhibits for me to explore each time I visit. After I get home from my visit, my adult can help me look on the computer to see what will be happening at the Museum next time I come.**



CHICAGO  
ACADEMY OF  
SCIENCES

PEGGY NOTEBAERT  
NATURE  
MUSEUM